



啟勝管理服務有限公司

KAI SHING MANAGEMENT SERVICES LIMITED

通告 NOTICE

致: 愛琴海岸各業戶

有關會所設施調整收費意向調查結果

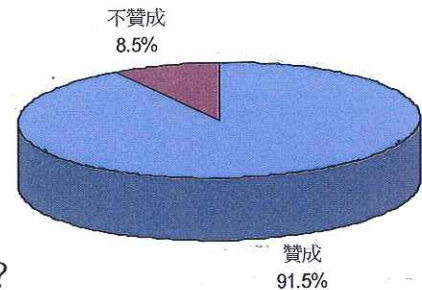
服務處於 2015 年 6 月 4 日向住戶發出問卷，收集題述意見。是次調查共收回 901 份有效問卷 (佔屋苑總戶數 55.5%)。經處理及分析後，有關詳細結果如下：-

問題一：你是否贊成調整部份會所設施收費？

結果：

贊成：824 份 (佔收回問卷 91.5%) (佔屋苑總戶數 50.7%)

不贊成：77 份 (佔收回問卷 8.5%) (佔屋苑總戶數 4.7%)



問題二：你是否贊成以下設施調整收費？

多用途室

現時收費 - 平日 \$20/小時

結果：

贊成調整: 703 份 (佔收回問卷 85.3%)

反對調整: 116 份 (佔收回問卷 14.1%)

沒有意見: 5 份 (佔收回問卷 0.6%)

建議調整金額	回收份數	佔贊成百分比
a. \$30/小時	391	55.6%
b. \$40/小時	125	17.8%
c. \$50/小時	67	9.5%
d. 其他	12	1.7%
e. 未有選項	108	15.4%

影視娛樂室

現時收費 - \$40/小時

結果：

贊成調整: 713 份 (佔收回問卷 86.5%)

反對調整: 101 份 (佔收回問卷 12.3%)

沒有意見: 10 份 (佔收回問卷 1.2%)

建議調整金額	回收份數	佔贊成百分比
a. \$45/小時	332	46.6%
b. \$50/小時	183	25.7%
c. \$55/小時	72	10.1%
d. 其他	13	1.8%
e. 未有選項	113	15.8%

六、日及假期 - \$30/小時

結果：

贊成調整: 737 份 (佔收回問卷 89.4%)

反對調整: 80 份 (佔收回問卷 9.7%)

沒有意見: 7 份 (佔收回問卷 0.9%)

建議調整金額	回收份數	佔贊成百分比
a. \$40/小時	369	50.1%
b. \$50/小時	154	20.9%
c. \$60/小時	87	11.8%
d. 其他	16	2.1%
e. 未有選項	111	15.1%

網球場

現時收費 - \$30/小時

結果：

贊成調整: 704 份 (佔收回問卷 85.4%)

反對調整: 114 份 (佔收回問卷 13.8%)

沒有意見: 6 份 (佔收回問卷 0.8%)

建議調整金額	回收份數	佔贊成百分比
a. \$35/小時	348	49.4%
b. \$40/小時	157	22.3%
c. \$45 小時	73	10.4%
d. 其他	13	1.8%
e. 未有選項	113	16.1%

燒烤場

現時收費 – 平日 \$50/3 小時

結果:

贊成調整:656 份 (佔收回問卷 79.6%)

反對調整:164 份 (佔收回問卷 19.9%)

沒有意見: 4 份 (佔收回問卷 0.5%)

	建議調整金額	回收份數	佔贊成百分比
a.	\$55/3 小時	313	47.8%
b.	\$60/3 小時	150	22.8%
c.	\$65/3 小時	69	10.5%
d.	其他	10	1.5%
e.	未有選項	114	17.4%

鋼琴室

現時收費 – \$20/小時

結果:

贊成調整:663 份 (佔收回問卷 80.5%)

反對調整:149 份 (佔收回問卷 18%)

沒有意見: 12 份 (佔收回問卷 1.5%)

	建議調整金額	回收份數	佔贊成百分比
a.	\$25/小時	333	50.2%
b.	\$30/小時	154	23.2%
c.	\$35/小時	59	8.9%
d.	其他	14	2.2%
e.	未有選項	103	15.5%

羽毛球場

現時收費 – 平日 \$30/小時

結果:

贊成調整:675 份 (佔收回問卷 81.9%)

反對調整:145 份 (佔收回問卷 17.6%)

沒有意見: 4 份 (佔收回問卷 0.5%)

	建議調整金額	回收份數	佔贊成百分比
a.	\$35/小時	338	50.1%
b.	\$40/小時	154	22.8%
c.	\$45/小時	69	10.2%
d.	其他	12	1.8%
e.	未有選項	102	15.1%

六、日及假期 - \$60/3 小時

結果:

贊成調整:696 份 (佔收回問卷 84.5%)

反對調整:122 份 (佔收回問卷 14.8%)

沒有意見: 6 份 (佔收回問卷 0.7%)

	建議調整金額	回收份數	佔贊成百分比
a.	\$65/3 小時	314	45.1%
b.	\$70/3 小時	171	24.6%
c.	\$75/3 小時	76	10.9%
d.	其他	23	3.3%
e.	未有選項	112	16.1%

音樂室

現時收費 – \$22/小時

結果:

贊成調整:671 份 (佔收回問卷 81.4%)

反對調整:140 份 (佔收回問卷 17%)

沒有意見: 13 份 (佔收回問卷 1.6%)

	建議調整金額	回收份數	佔贊成百分比
a.	\$25/小時	341	50.8%
b.	\$30/小時	154	23.0%
c.	\$35/小時	62	9.2%
d.	其他	10	1.5%
e.	未有選項	104	15.5%

六、日及假期 - \$40/小時

結果:

贊成調整:680 份 (佔收回問卷 82.5%)

反對調整:133 份 (佔收回問卷 16.1%)

沒有意見: 11 份 (佔收回問卷 1.4%)

	建議調整金額	回收份數	佔贊成百分比
a.	\$45/小時	322	47.4%
b.	\$50/小時	175	25.7%
c.	\$55/小時	67	9.9%
d.	其他	18	2.6%
e.	未有選項	98	14.4%

籃球場

現時收費 – 星期三 \$100/小時

結果:

贊成調整:695 份 (佔收回問卷 84.3%)

反對調整:120 份 (佔收回問卷 14.6%)

沒有意見: 9 份 (佔收回問卷 1.1%)

建議調整金額	回收份數	佔贊成百分比
a. \$120/小時	376	54.1%
b. \$140/小時	120	17.3%
c. \$160 小時	75	10.8%
d. 其他	13	1.8%
e. 未有選項	111	16.0%

健身室 (住戶)

現時收費 – \$10/次

結果:

贊成調整:634 份 (佔收回問卷 76.9%)

反對調整:185 份 (佔收回問卷 22.5%)

沒有意見: 5 份 (佔收回問卷 0.6%)

建議調整金額	回收份數	佔贊成百分比
a. \$11/次	295	46.5%
b. \$12/次	160	25.2%
c. \$13/次	51	8.0%
d. 其他	35	5.6%
e. 未有選項	93	14.7%

游泳池 (住戶)

現時收費 – 平日\$15/次

結果:

贊成調整:582 份 (佔收回問卷 70.6%)

反對調整:240 份 (佔收回問卷 29.1%)

沒有意見: 2 份 (佔收回問卷 0.2%)

建議調整金額	回收份數	佔贊成百分比
a. \$16/次	297	51.0%
b. \$17/次	91	15.6%
c. \$18/次	82	14.1%
d. 其他	20	3.4%
e. 未有選項	92	15.9%

星期六及公眾假期 - \$120/小時

結果:

贊成調整:703 份 (佔收回問卷 85.3%)

反對調整:104 份 (佔收回問卷 12.6%)

沒有意見: 17 份 (佔收回問卷 2.1%)

建議調整金額	回收份數	佔贊成百分比
a. \$140/小時	353	50.2%
b. \$160/小時	137	19.5%
c. \$180/小時	82	11.7%
d. 其他	20	2.8%
e. 未有選項	111	15.8%

健身室 (月票)

現時收費 – \$140/月

結果:

贊成調整:643 份 (佔收回問卷 78.03%)

反對調整:172 份 (佔收回問卷 20.87%)

沒有意見: 9 份 (佔收回問卷 1.1%)

建議調整金額	回收份數	佔贊成百分比
a. \$150/月	322	50.0%
b. \$160/月	154	24.0%
c. \$170/月	50	7.8%
d. 其他	24	3.7%
e. 未有選項	93	14.5%

六、日及假期 - \$20/次

結果:

贊成調整:597 份 (佔收回問卷 72.5%)

反對調整:219 份 (佔收回問卷 26.5%)

沒有意見: 8 份 (佔收回問卷 1.0%)

建議調整金額	回收份數	佔贊成百分比
a. \$21/次	269	45.1%
b. \$22/次	135	22.6%
c. \$23/次	71	11.9%
d. 其他	31	5.2%
e. 未有選項	91	15.2%

游泳池 (月票)

現時收費 – \$180/月

結果:

贊成調整:607 份 (佔收回問卷 73.7%)

反對調整:211 份 (佔收回問卷 25.6%)

沒有意見: 6 份 (佔收回問卷 0.7%)

建議調整金額	回收份數	佔贊成百分比
a. \$190 /月	287	47.3%
b. \$200 /月	165	27.2%
c. \$210 /月	53	8.7%
d. 其他	15	2.5%
e. 未有選項	87	14.3%

問題三：你是否贊成繼續推行住戶游泳池優惠入場券套票(每套十張共港幣\$130)?

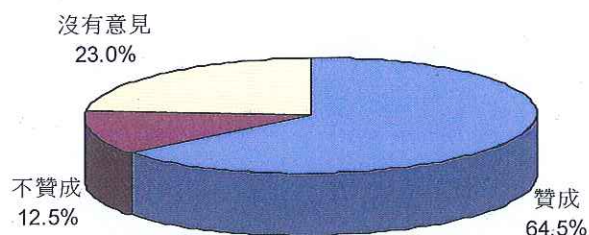
以總回收問卷數量 901 份計算:

結果:

贊成： 581 份 (佔收回問卷 64.5%)

不贊成: 113 份 (佔收回問卷 12.5%)


沒有意見: 207 份 (佔收回問卷 23.0%)



服務處根據上述調查結果，於本年八月七日業委會例會上，將進行商討及落實加幅。倘各住戶對上述有任何查詢或疑問，歡迎於辦公時間內致電 2949-5111 與服務處職員聯絡或電郵 oc@aegeancoast.net。

此致

愛琴海岸各業戶


愛琴海岸服務處
物業及設施經理 吳貴芳 謹啟

二零一五年八月五日



啟勝管理服務有限公司

KAI SHING MANAGEMENT SERVICES LIMITED

通告 NOTICE

To: All residents of Aegean Coast

5 August, 2015

Findings of Questionnaires regarding Fee Adjustment of Clubhouse Facilities in Aegean Coast

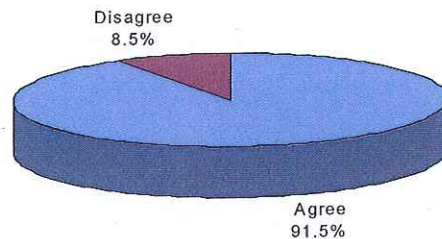
Management Services Office distributed questionnaires regarding the captioned issue to all residents on June 4, 2015 in order to seek for your opinion. As a result, 901 copies of completed questionnaires (55.5% of total no. of accommodation) were collected. The detail results are shown as follow:-

Q1 : Do you agree to adjust the fee amount for some clubhouse facilities?

Findings:

Agree: 824 copies (91.5% of returned copies) (50.7% of total no. of accommodation)

Disagree: 77 copies (8.5% of returned copies) (4.7% of total no. of accommodation)



Q2 : Do you agree to adjust the fee amount for the following clubhouse facilities?

Function Room

Current Fee Amount – Weekdays \$20/hr

Findings:

Agree: 703 copies (85.3% of returned copies)

Disagree: 116 copies (14.1% of returned copies)

No response: 5 copies (0.6% of returned copies)

	Proposed amount	Returned copies	% within Selection "Agree"
a.	\$30/hr	391	55.6%
b.	\$40/hr	125	17.8%
c.	\$50/hr	67	9.5%
d.	Others	12	1.7%
e.	No Comment	108	15.4%

AV Room

Current Fee Amount – \$40/hr

Findings:

Agree: 713 copies (86.5% of returned copies)

Disagree: 101 copies (12.3% of returned copies)

No response: 10 copies (1.2% of returned copies)

	Proposed amount	Returned copies	% within Selection "Agree"
a.	\$45/hr	332	46.6%
b.	\$50/hr	183	25.7%
c.	\$55/hr	72	10.1%
d.	Others	13	1.8%
e.	No Comment	113	15.8%

Weekend & Holidays – \$30/hr

Findings:

Agree: 737 copies (89.4% of returned copies)

Disagree: 80 copies (9.7% of returned copies)

No response: 7 copies (0.9% of returned copies)

	Proposed amount	Returned copies	% within Selection "Agree"
a.	\$40/hr	369	50.1%
b.	\$50/hr	154	20.9%
c.	\$60/hr	87	11.8%
d.	Others	16	2.1%
e.	No Comment	111	15.1%

Tennis Court

Current Fee Amount – \$30/hr

Findings:

Agree: 704 copies (85.4% of returned copies)

Disagree: 114 copies (13.8% of returned copies)

No response: 6 copies (0.8% of returned copies)

	Proposed amount	Returned copies	% within Selection "Agree"
a.	\$35/hr	348	49.4%
b.	\$40/hr	157	22.3%
c.	\$45/hr	73	10.4%
d.	Others	13	1.8%
e.	No Comment	113	16.1%

BBO Site

Current Fee Amount – Weekdays \$50/3hr

Findings:

Agree: 656 copies (79.6% of returned copies)

Disagree: 164 copies (19.9% of returned copies)

No response: 4 copies (0.5% of returned copies)

	Proposed amount	Returned copies	% within Selection "Agree"
a.	\$55/3hr	313	47.8%
b.	\$60/3hr	150	22.8%
c.	\$65/3hr	69	10.5%
d.	Others	10	1.5%
e.	No Comment	114	17.4%

Piano Room

Current Fee Amount – \$20/hr

Findings:

Agree: 663 copies (80.5% of returned copies)

Disagree: 149 copies (18% of returned copies)

No response: 12 copies (1.5% of returned copies)

	Proposed amount	Returned copies	% within Selection "Agree"
a.	\$25/hr	333	50.2%
b.	\$30/hr	154	23.2%
c.	\$35/hr	59	8.9%
d.	Others	14	2.2%
e.	No Comment	103	15.5%

Badminton Court

Current Fee Amount – Weekdays \$30/hr

Findings:

Agree: 675 copies (81.9% of returned copies)

Disagree: 145 copies (17.6% of returned copies)

No response: 4 copies (0.5% of returned copies)

	Proposed amount	Returned copies	% within Selection "Agree"
a.	\$35/hr	338	50.1%
b.	\$40/hr	154	22.8%
c.	\$45/hr	69	10.2%
d.	Others	12	1.8%
e.	No Comment	102	15.1%

Weekend & Holidays – \$60/3hr

Findings:

Agree: 696 copies (84.5% of returned copies)

Disagree: 122 copies (14.8% of returned copies)

No response: 6 copies (0.7% of returned copies)

	Proposed amount	Returned copies	% within Selection "Agree"
a.	\$65/3hr	314	45.1%
b.	\$70/3hr	171	24.6%
c.	\$75/3hr	76	10.9%
d.	Others	23	3.3%
e.	No Comment	112	16.1%

Music Room

Current Fee Amount – \$22/hr

Findings:

Agree: 671 copies (81.4% of returned copies)

Disagree: 140 copies (17.0% of returned copies)

No response: 13 copies (1.6% of returned copies)

	Proposed amount	Returned copies	% within Selection "Agree"
a.	\$25/hr	341	50.8%
b.	\$30/hr	154	23.0%
c.	\$35/hr	62	9.2%
d.	Others	10	1.5%
e.	No Comment	104	15.5%

Weekend & Holidays – \$40/hr

Findings:

Agree: 680 copies (82.5% of returned copies)

Disagree: 133 copies (16.1% of returned copies)

No response: 11 copies (1.4% of returned copies)

	Proposed amount	Returned copies	% within Selection "Agree"
a.	\$45/hr	322	47.4%
b.	\$50/hr	175	25.7%
c.	\$55/hr	67	9.9%
d.	Others	18	2.6%
e.	No Comment	98	14.4%

Basketball Court

Current Fee Amount – Wednesdays \$100/hr

Findings:

Agree: 695 copies (84.3% of returned copies)

Disagree: 120 copies (14.6% of returned copies)

No response: 9 copies (1.1% of returned copies)

	Proposed amount	Returned copies	% within Selection "Agree"
a.	\$120/hr	376	54.1%
b.	\$140/hr	120	17.3%
c.	\$160/hr	75	10.8%
d.	Others	13	1.8%
e.	No Comment	111	16.0%

Gym (Resident)

Current Fee Amount – \$10/ticket

Findings:

Agree: 634 copies (76.9% of returned copies)

Disagree: 185 copies (22.5% of returned copies)

No response: 5 copies (0.6% of returned copies)

	Proposed amount	Returned copies	% within Selection "Agree"
a.	\$11/ticket	295	46.5%
b.	\$12/ticket	160	25.2%
c.	\$13/ticket	51	8.0%
d.	Others	35	5.6%
e.	No Comment	93	14.7%

Swimming Pool (Resident)

Current Fee Amount – Weekdays \$15/ticket

Findings:

Agree: 582 copies (70.6% of returned copies)

Disagree: 240 copies (29.1% of returned copies)

No response: 2 copies (0.2% of returned copies)

	Proposed amount	Returned copies	% within Selection "Agree"
a.	\$16/ticket	297	51.0%
b.	\$17/ticket	91	15.6%
c.	\$18/ticket	82	14.1%
d.	Others	20	3.4%
e.	No Comment	92	15.9%

Saturdays and Holidays – \$120/hr

Findings:

Agree: 703 copies (85.3% of returned copies)

Disagree: 104 copies (12.6% of returned copies)

No response: 17 copies (2.1% of returned copies)

	Proposed amount	Returned copies	% within Selection "Agree"
a.	\$140/hr	353	50.2%
b.	\$160/hr	137	19.5%
c.	\$180/hr	82	11.7%
d.	Others	20	2.8%
e.	No Comment	111	15.7%

Gym - Monthly Ticket

Monthly Ticket – \$140/month

Findings:

Agree: 643 copies (78.03% of returned copies)

Disagree: 172 copies (20.87% of returned copies)

No response: 9 copies (1.1% of returned copies)

	Proposed amount	Returned copies	% within Selection "Agree"
a.	\$150/mth	322	50.0%
b.	\$160/mth	154	24.0%
c.	\$170/mth	50	7.8%
d.	Others	24	3.7%
e.	No Comment	93	14.5%

Weekend & Holidays – \$20/ticket

Findings:

Agree: 597 copies (72.5% of returned copies)

Disagree: 219 copies (26.5% of returned copies)

No response: 8 copies (1.0% of returned copies)

	Proposed amount	Returned copies	% within Selection "Agree"
a.	\$21/ticket	269	45.1%
b.	\$22/ticket	135	22.6%
c.	\$23/ticket	71	11.9%
d.	Others	31	5.2%
e.	No Comment	91	15.2%

Swimming Pool (Monthly Ticket)

Current Fee Amount – \$180/month

Findings:

Agree: 607 copies (73.7% of returned copies)

Disagree: 211 copies (25.6% of returned copies)

No response: 6 copies (0.7% of returned copies)

	Proposed amount	Returned copies	% within Selection "Agree"
a.	\$190/mth	287	47.3%
b.	\$200/mth	165	27.2%
c.	\$210/mth	53	8.7%
d.	Others	15	2.5%
e.	No Comment	87	14.3%

Q3 : Do you agree to launch the privilege package for swimming pool again (i.e. \$130 for ten tickets)?

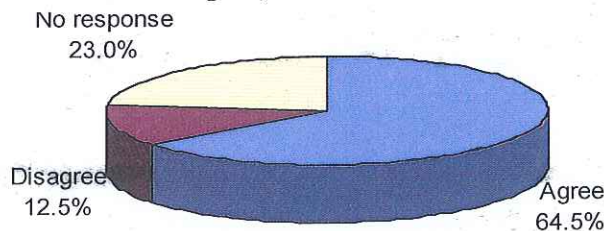
We calculate the below based on the total number (i.e. 901 copies) of complete questionnaires:

Findings:

Agree: 581 copies (64.5% of returned copies)

Disagree: 113 copies (12.5% of returned copies)

No Comment: 207 copies (23% of returned copies)



We will discuss and consolidate the fee adjustment with Owners' Committee in the meeting held on August 7, 2015 in accordance with the above results. Should you have any query, please do not hesitate to contact us at 2949-5111 during office hours or email to oc@aegeancoast.net.

Yours faithfully,

Mary Ng

Property and Facility Manager

Aegean Coast Management Services Office